



Brussels, 31.10.2022
C(2022) 7545 final

ANNEXES 1 to 4

ANNEXES

to the

COMMISSION DELEGATED REGULATION (EU) .../...

amending and correcting the regulatory technical standards laid down in Delegated Regulation (EU) 2022/1288 as regards the content and presentation of information in relation to disclosures in precontractual documents and periodic reports for financial products investing in environmentally sustainable economic activities

ANNEX IV

Template periodic disclosure for the financial products referred to in Article 8, paragraphs 1, 2 and 2a, of Regulation (EU) 2019/2088 and Article 6, first paragraph, of Regulation (EU) 2020/852

Product name: FCPI MONTEFIORE INVESTMENT CONTINUATION FUND A

Legal entity identifier: 969500K6TTRU63IOVF69

Environmental and/or social characteristics

Did this financial product have a sustainable investment objective?

Yes

It made **sustainable investments with an environmental objective:** ___%

in economic activities that qualify as environmentally sustainable under the EU Taxonomy

in economic activities that do not qualify as environmentally sustainable under the EU Taxonomy

It made **sustainable investments with a social objective:** ___%

No

It **promoted Environmental/Social (E/S) characteristics** and while it did not have as its objective a sustainable investment, it had a proportion of ___% of sustainable investments

with an environmental objective in economic activities that qualify as environmentally sustainable under the EU Taxonomy

with an environmental objective in economic activities that do not qualify as environmentally sustainable under the EU Taxonomy

with a social objective

It promoted E/S characteristics, but **did not make any sustainable investments**

Sustainable investment means an investment in an economic activity that contributes to an environmental or social objective, provided that the investment does not significantly harm any environmental or social objective and that the investee companies follow good governance practices.

The **EU Taxonomy** is a classification system laid down in Regulation (EU) 2020/852, establishing a list of **environmentally sustainable economic activities**. That Regulation does not include a list of socially sustainable economic activities. Sustainable investments with an environmental objective might be aligned with the Taxonomy or not.



To what extent were the environmental and/or social characteristics promoted by this financial product met?

In 2024, FCPI MONTEFIORE INVESTMENT CONTINUATION FUND A promoted the following social and environmental characteristics at portfolio company level:

- Characteristic 1: Job creation (net and through external growth), mainly in France and in Europe

Sustainability indicators measure how the environmental or social characteristics promoted by the financial product are attained.

- Characteristic 2: Implementation of profit-sharing mechanisms
- Characteristic 3: Gender parity in executive committees:
- Characteristic 4: Carbon footprint assessments (Scopes 1, 2 and 3) and emissions reduction plan

FCPI MONTEFIORE INVESTMENT CONTINUATION FUND A applies Montefiore Investment's Sustainability Policy to ensure these characteristics are met through a structured and proactive approach:

- We monitor performance against sustainability indicators (main indicators related to social and environmental characteristics presented below) using annual ESG reporting and relevant benchmarks
- We conduct various engagement activities, including regular dialogue, establishing ESG annual roadmaps, providing training and capacity building, and offering direct strategic or operational support to our portfolio companies
- We actively challenge and adjust through voting and active governance, ensuring our investee companies align with our sustainability objectives
- In some cases, we also support joint initiatives by collaborating with other investors

● ***How did the sustainability indicators perform?***

In 2024, main indicators performed as follow:

Social indicators:

- Indicator 1:
 - Total net jobs created within the portfolio, over the year: **5.8 (4/4 respondent portfolio companies)**
- Indicator 2:
 - Total jobs created, including external growth, within the portfolio, over the year: **45.8 (4/4 respondent portfolio companies)**

Governance indicators:

- Indicator 3:
 - Share of portfolio companies, for which Montefiore Investment holds more than 25% of shares and board seats, which have implemented a profit-sharing mechanism extended beyond accounting and legal requirements, at year-end: **100% (2/2 respondent portfolio companies)**
- Indicator 4:

- o Share of women on average within the Executive Committees of the portfolio companies, at year-end: **29% (4/4 respondent portfolio companies)**

Environmental indicators:

- Indicator 5:
 - o Share of portfolio companies which have calculated their carbon footprint (Scope 1, 2 and 3): **100% (4/4 respondent portfolio companies)**
- Indicator 6:
 - o Share of portfolio companies which have defined a GHG emissions plan, at year-end: **100% (4/4 respondent portfolio companies)**

● ***...and compared to previous periods?***

There were no indicators to report on in 2023

● ***What were the objectives of the sustainable investments that the financial product partially made and how did the sustainable investment contribute to such objectives?***

This is not applicable as the fund does not have any sustainable investments.

● ***How did the sustainable investments that the financial product partially made not cause significant harm to any environmental or social sustainable investment objective?***

This is not applicable as the fund does not have any sustainable investments.

— ***How were the indicators for adverse impacts on sustainability factors taken into account?***

This is not applicable as the fund does not have any sustainable investments.

— ***Were sustainable investments aligned with the OECD Guidelines for Multinational Enterprises and the UN Guiding Principles on Business and Human Rights? Details:***

This is not applicable as the fund does not have any sustainable investments.



How did this financial product consider principal adverse impacts on sustainability factors?

In 2024, the financial product considered principal adverse impacts on sustainability factors as follows:

During the pre-investment phase:

- To begin with, principal adverse impacts on sustainability factors were evaluated.
- The Fund refused to invest in activities belonging to its exclusion list: weapons, artillery and ammunitions to be used in the act of war or military conflict ("Military Products") or components of the same the purpose of which is to be included as a component of a Military Product; businesses that are involved in the illegal production and/or sale of illicit drugs; casinos or any betting or gambling business; the production and trade of tobacco; pornography or prostitution; and human cloning; non-military fire arms; non-medical cannabis; coal extraction, coal-based power production, thermal coal, oil and tar sands; the issuance of loans to private persons with an interest rate exceeding 30% p.a ; the production of alcohol, where it has generated more than 5% of the Company's revenues during the most recent reported fiscal year; and the sale of alcohol, where it has generated more than 40% of the Company's revenues during the most recent reported fiscal year, with the exception of restaurants and hotels.
- The Fund conducted no ESG due diligences as no additional investments are made in this Fund.

During the holding phase:

- The Fund requires 100% of portfolio companies to complete an annual ESG reporting which enables to assess the principal adverse impacts of the investment on sustainability factors;
- Active measures are implemented to reduce the identified risks.

This notably covers the following indicators:

Metric	Value ¹	Coverage ²
1.GHG emissions	371,915.55 tCO ₂ e	100% (4/4)
2. Carbon footprint	1,170.1 tCO ₂ e	100% (4/4)
3. GHG intensity of investee companies	2,655.8 tCO ₂ e/M€ revenues	100% (4/4)
4. Exposure to companies active in the fossil fuel sector	0.0%	100% (4/4)
5. Share of non-renewable energy consumption (i) and production (ii)	(i) 87.5% (ii) -	(i) 100% (4/4) (ii) -

Principal adverse impacts are the most significant negative impacts of investment decisions on sustainability factors relating to environmental, social and employee matters, respect for human rights, anti-corruption and anti-bribery matters.

6. Energy consumption intensity per high impact climate sector: G-Trade, repair of motor vehicles and motorcycles	0.0 GWh/M€ revenues	17% (1/4)
7. Activities negatively affecting biodiversity-sensitive areas	0.0%	100% (4/4)
8. Emissions to water	0.0 t	100% (4/4)
9. Hazardous waste ratio	0.0 t	100% (4/4)
10. Violations of UN Global Compact principles and Organisation for Economic Cooperation and Development (OECD) Guidelines for Multinational Enterprises	0.0%	100% (4/4)
11. Lack of processes and compliance mechanisms to monitor compliance with UN Global Compact principles and OECD Guidelines for Multinational Enterprises	100.0%	100% (4/4)
12. Unadjusted gender pay gap (%)	10.3%	83% (3/4)
13. Board gender diversity	69.9%	100% (4/4)
14. Exposure to controversial weapons (antipersonnel mines, cluster munitions, chemical weapons, and biological weapons)	0.0%	100% (4/4)
4. Investments in companies without carbon emission reduction initiatives aimed at aligning with the Paris Agreement	30.1%	100% (4/4)
15. Lack of anti-corruption and anti-bribery policies consistent with the United Nations Convention against Corruption	12.8%	100% (4/4)

¹: The data reported above has been compiled on a best effort basis, with data collected from holdings as at 15.04.2025.

²: Portfolio companies with unavailable data were excluded from the calculation scope. The percentage corresponds to the coverage in relation to the current value of investment.



What were the top investments of this financial product?

Largest investments	Sector	% Assets	Country
<i>European Digital Group (132.56 m€)</i>	<i>Digital & Technology</i>	<i>48.8%</i>	<i>France</i>
<i>Isabel Marant (55.11 m€)</i>	<i>Consumer services/ Luxury</i>	<i>20.3%</i>	<i>France</i>
<i>Groupe Premium (43.09 m€)</i>	<i>Financial services</i>	<i>15.9%</i>	<i>France</i>

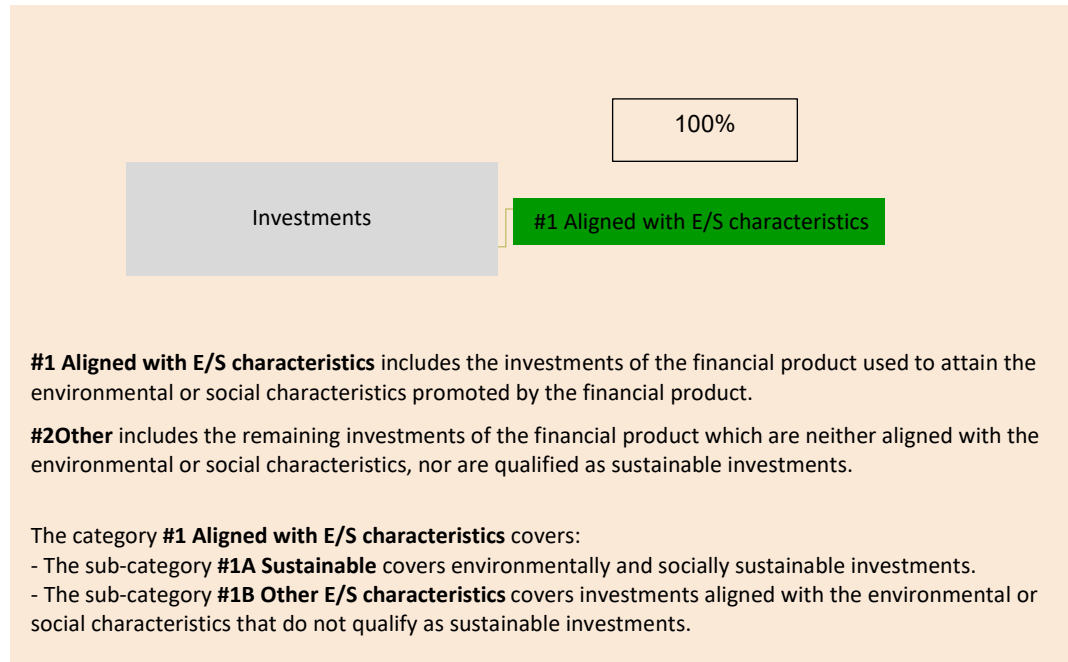
The list includes the investments constituting the **greatest proportion of investments** of the financial product during the reference period which is: **2024**



What was the proportion of sustainability-related investments?

In 2024, 100% of investments promoted E/S characteristics, excluding ancillary positions.

● **What was the asset allocation?**



● **In which economic sectors were the investments made?**

The fund invested in the following sectors:

- Digital & Technology
- Consumer
- Travel & Leisure

No investment was made in the fossil fuel sector.



To what extent were the sustainable investments with an environmental objective aligned with the EU Taxonomy?

This is not applicable because the fund does not make sustainable investments.

To comply with the EU Taxonomy, the criteria for **fossil gas** include limitations on emissions and switching to fully renewable power or low-carbon fuels by the end of 2035. For **nuclear energy**, the criteria include comprehensive safety and waste management rules.

Enabling activities directly enable other activities to make a substantial contribution to an environmental objective.

Transitional activities are activities for which low-carbon alternatives are not yet available and among others have greenhouse gas emission levels corresponding to the best performance.

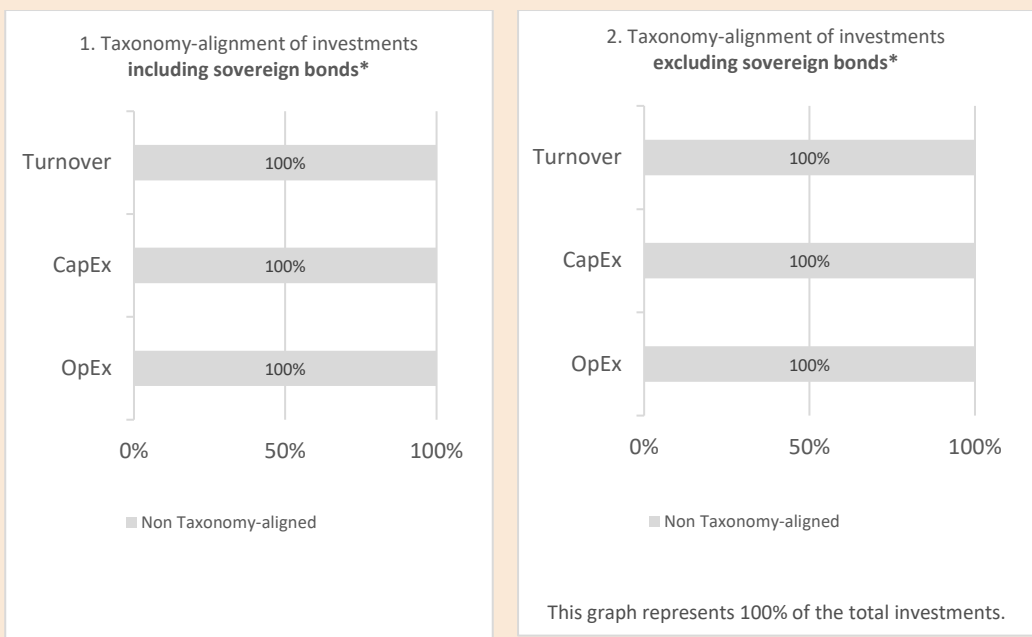
Taxonomy-aligned activities are expressed as a share of:

- **turnover** reflecting the share of revenue from green activities of investee companies.
- **capital expenditure** (CapEx) showing the green investments made by investee companies, e.g. for a transition to a green economy.
- **operational expenditure** (OpEx) reflecting green operational activities of investee companies.

● **Did the financial product invest in fossil gas and/or nuclear energy related activities complying with the EU Taxonomy¹?**

- Yes:
 - In fossil gas
 - In nuclear energy
- No

The graphs below show in green the percentage of investments that were aligned with the EU Taxonomy. As there is no appropriate methodology to determine the taxonomy-alignment of sovereign bonds, the first graph shows the Taxonomy alignment in relation to all the investments of the financial product including sovereign bonds, while the second graph shows the Taxonomy alignment only in relation to the investments of the financial product other than sovereign bonds.*




* For the purpose of these graphs, 'sovereign bonds' consist of all sovereign exposures.

● **What was the share of investments made in transitional and enabling activities?**

In 2024, 0% of investments were made in transitional and enabling activities.

¹ Fossil gas and/or nuclear related activities will only comply with the EU Taxonomy where they contribute to limiting climate change ("climate change mitigation") and do not significantly harm any EU Taxonomy objective - see explanatory note in the left hand margin. The full criteria for fossil gas and nuclear energy economic activities that comply with the EU Taxonomy are laid down in Commission Delegated Regulation (EU) 2022/1214.

 are sustainable investments with an environmental objective that do not take into account the criteria for environmentally sustainable economic activities under Regulation (EU) 2020/852.

● **How did the percentage of investments that were aligned with the EU Taxonomy compare with previous reference periods?**

Data not available.

 **What was the share of sustainable investments with an environmental objective not aligned with the EU Taxonomy?**


This is not applicable because the fund does not make sustainable investments.

 **What was the share of socially sustainable investments?**

This is not applicable because the fund does not make sustainable investments.

 **What investments were included under “other”, what was their purpose and were there any minimum environmental or social safeguards?**

This is not applicable because the fund does not make other investments.

 **What actions have been taken to meet the environmental and/or social characteristics during the reference period?**

ESG is an integral part of the investment process. In 2024, the ESG process applied to each investment was the following:

During the pre-investment phase:

- No additional investments are made in this fund. Not applicable.

During the holding phase:

- Encourages all portfolio companies to define an ESG roadmap where Montefiore Investment is the lead investor;
- Nominates a person in charge of ESG within portfolio companies when relevant;
- Discusses ESG at the board for 100% of portfolio companies in 2024;
- Performs an annual ESG reporting for 100% of portfolio companies held at year-end 2024.
- In 2024, Montefiore also introduced a biodiversity strategy for its portfolio companies and promoted transparency by publishing the first public ESG report.

 **How did this financial product perform compared to the reference benchmark?**

No index was designated because no relevant index could be used.

Reference benchmarks are indexes to measure whether the financial product attains the environmental or social characteristics that they promote.

- ***How does the reference benchmark differ from a broad market index?***

This is not applicable because there is no reference benchmark.

- ***How did this financial product perform with regard to the sustainability indicators to determine the alignment of the reference benchmark with the environmental or social characteristics promoted?***

This is not applicable because there is no reference benchmark.

- ***How did this financial product perform compared with the reference benchmark?***

This is not applicable because there is no reference benchmark.

- ***How did this financial product perform compared with the broad market index?***

This is not applicable because there is no reference benchmark.